

Dyslexia: Comprehension

Are You Related to Me?

Educational Purpose: To have the child/student see and identify relationships between objects.

Age Range: 6 to 11

Materials: Geometric shapes
Familiar objects.

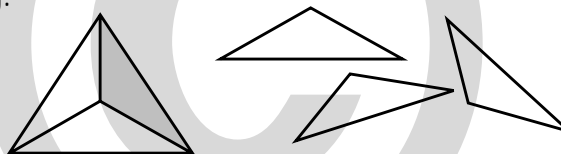
Procedures:

1. Always have the child/student sit in front of you.
2. Say, "I will show you some different shapes and objects and I will ask you some questions about them. Let's try this one first."




3. Show the child/student a card showing different parts of a broken circle, and ask him/her to find the missing part.


e.g.



4. Sample questions accompanied with objects:



- A can of peas and a jar of tomato sauce.
 - How are these different?
 - How are they alike?
- A pear and a banana.
 - How are these different?
 - How are they alike?
- Pictures of an airplane and a truck.
 - How are these different?
 - How are they alike?



5. Proceed the same way with letters.

e.g. Cards showing a "b" and "d"

How are these letters different?
How are they alike?

- Letters to be focused on: b,d ; n,u,h ; p,q ; w,m ; v, w.

